

# Orange County MSA

Orange County is home to a vibrant life sciences sector that is anchored by medical device manufacturing companies.



- Orange County's life sciences sector produced **approximately \$46.0 billion in economic output** in 2021. The life sciences sector's contribution to labor income in Orange County was estimated at **nearly \$13.8 billion** in 2021.
- The life sciences sector directly employed **more than 45,800 people** in Orange County in 2021. More than half was in the medical instrument manufacturing, medical laboratories, and electromedical apparatus manufacturing industries. Combining the indirect and induced impact of the sector, the total contribution to Orange County employment exceeded **116,000**.
- Orange County has similar employment trends to those of the broader Los Angeles MSA, as Orange County constitutes about half of the Los Angeles MSA's employment. Orange County is home to the broader MSA's







medical devices and equipment industry, which boasted a **location quotient of nearly 5.4** in 2021.

- The medical devices and equipment sub-sector paid the highest average wage in Orange County, **exceeding \$125,000** in 2021.
- In 2021, the industries with the single largest total contributions to Orange County employment were **surgical and medical instrument manufacturing and medical and diagnostic laboratories**.






















## Economic Contribution Of Life Sciences Industry

Geography	Orange County
<b>Employment</b>	
Direct	45,824
Indirect and Induced	70,491
<b>Total</b>	<b>116,315</b>
Multiplier <sup>26</sup>	2.5
<b>Labor Income (\$B)</b>	
Direct	7.4
Indirect and Induced	6.3
<b>Total</b>	<b>13.8</b>
Multiplier	1.9
<b>Output (\$B)</b>	
Direct	29.3
Indirect and Induced	16.7
<b>Total</b>	<b>46.0</b>
Multiplier	1.6

## Employment, Establishments, And Average Wages For Orange County MSA

Area Name	 Employment	 Establishments	 Average Wages (\$)
Orange County	44,031 	1,430 	115,918 

## Orange County MSA Employment, Establishments, And Average Wages By Life Sciences Subsector

Life Sciences Category	 Employment	 Establishments	 Average Wages (\$)
 Research, Testing, And Medical Laboratories	9,776 	446 	100,235 
 Medical Devices And Equipment	21,251 	234 	125,856 
 Bioscience-Related Distribution	10,370 	686 	122,938 
 Drugs And Pharmaceuticals	4,428 	108 	90,383 
 Agricultural Feedstock And Industrial Biosciences	–	7 	–